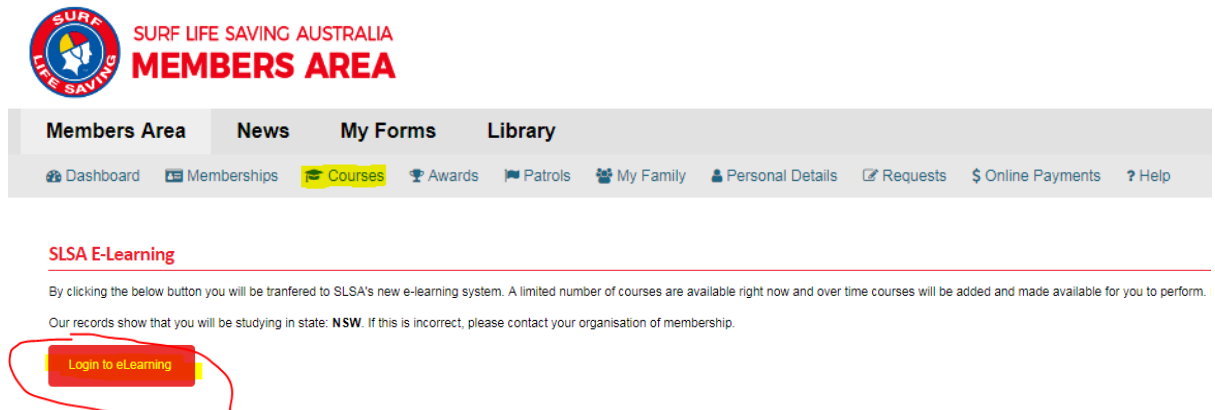
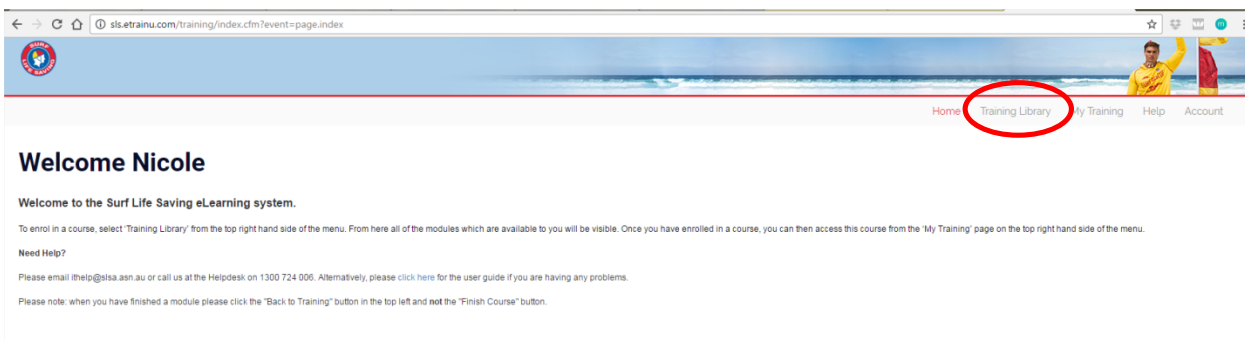


## ACCESSING ONLINE QUESTIONS

1. Login to SLS Members portal via <http://portal.sls.com.au>
2. Once logged in, click on “Courses” under the Members Area Tab. This will take you to a new page. Click on the “Login to E-learning” button

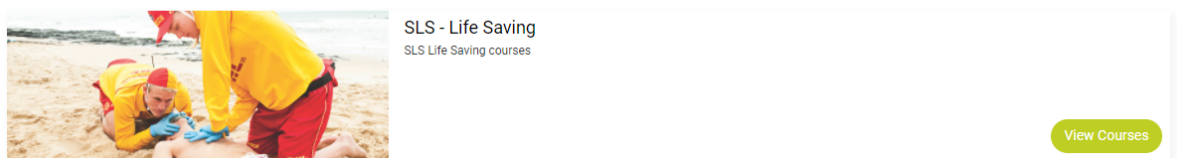


3. Once in, Click on “Training Library” in the top right hand corner.



4. You will see a list of course options. Click on “View courses” under SLS – Life Saving.

## Courses



5. Find the Bronze Medallion course and click on “Enrol”. This will take you to a payment screen. Click on “process payment” to successfully enrol. Note that the course is \$0 so nothing will be charged. You will see the payment is \$0, as there is **NO COST**. Click to confirm payment. You will then be enrolled.

6. Once the “payment” has been processed, click on the “Go to training” button to be taken to the course modules



## Purchase Complete

### Thank you for choosing etrainu

Your payment was successful and your receipt has been sent to your email address:

**education.smslsc@gmail.com**

You will now be directed to your online training.

**GO TO TRAINING**

7. Go through each module and complete.